



CHICKEN IN THE KITCHEN

A GAME OF STRATEGY AND TRICKERY
AND SOMETIMES BAD LUCK

print and play version

Chicken in the Kitchen Printable Playtest Version

Materials Included

- one sheet game board with prototype artwork
- two sheet game board with prototype artwork (if you want a bigger board to try on)
- one-paged rulesheet (if you don't want to fold the rulebook)
- rulebook
- egg tokens
- player tokens (feel free to use your own)

The professionally printed version includes custom characters that you can play as

Materials Needed

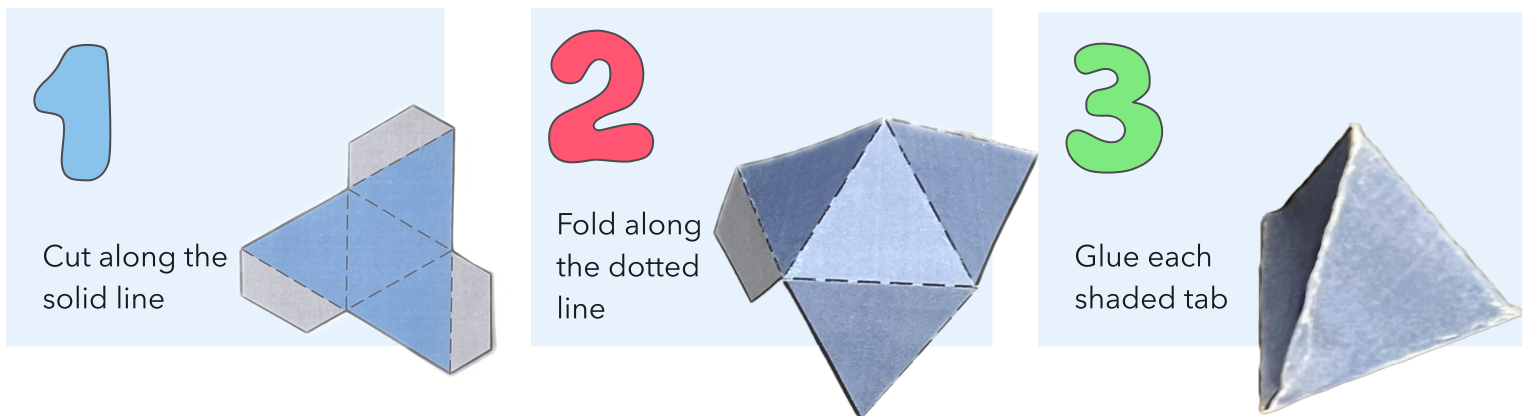
- your own standard deck of playing cards to replace chicken/non-chicken cards. Red cards are chicken cards. Black cards are non-chicken cards.

The professionally printed version includes chicken and non-chicken cards with custom artwork

- your own die

The professionally printed version includes a die

Assembly Instructions - Player Tokens



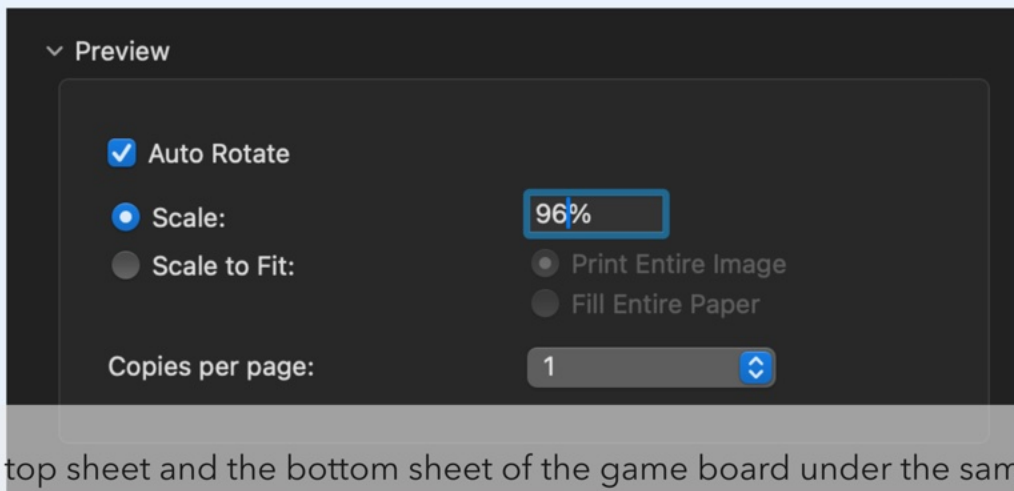
Assembly Instructions - Egg Tokens

Cut along the solid line.



Assembly Instructions - Two Sheet Game Board

1



Print both the top sheet and the bottom sheet of the game board under the same scale so that the two sheets of the game board can fit together.

2




Choose one half of the board (I picked the top). Cut the excess border off following the dotted line and the edge of the game board print

3



With the other half of the board uncut, align the two halves of the board at the front and secure the two halves with some temporary pieces of tape. We will need to remove these pieces of tape so be sure to use something that is not extremely adhesive

4



Flip the board over on its back, and secure the two halves together with a permanent piece of tape

5




Remove the temporary pieces of tape on the front of the board

Assembly Instructions - Folding and Cutting the Rulebook

1

Identify the tick marks along the border of the page. Add creases to the rulebook using the tick marks as a guide.



4

Squish the page into a + shape



2

Cut along the dotted line




5

Fold the rulebook such that the front cover and the back cover shows

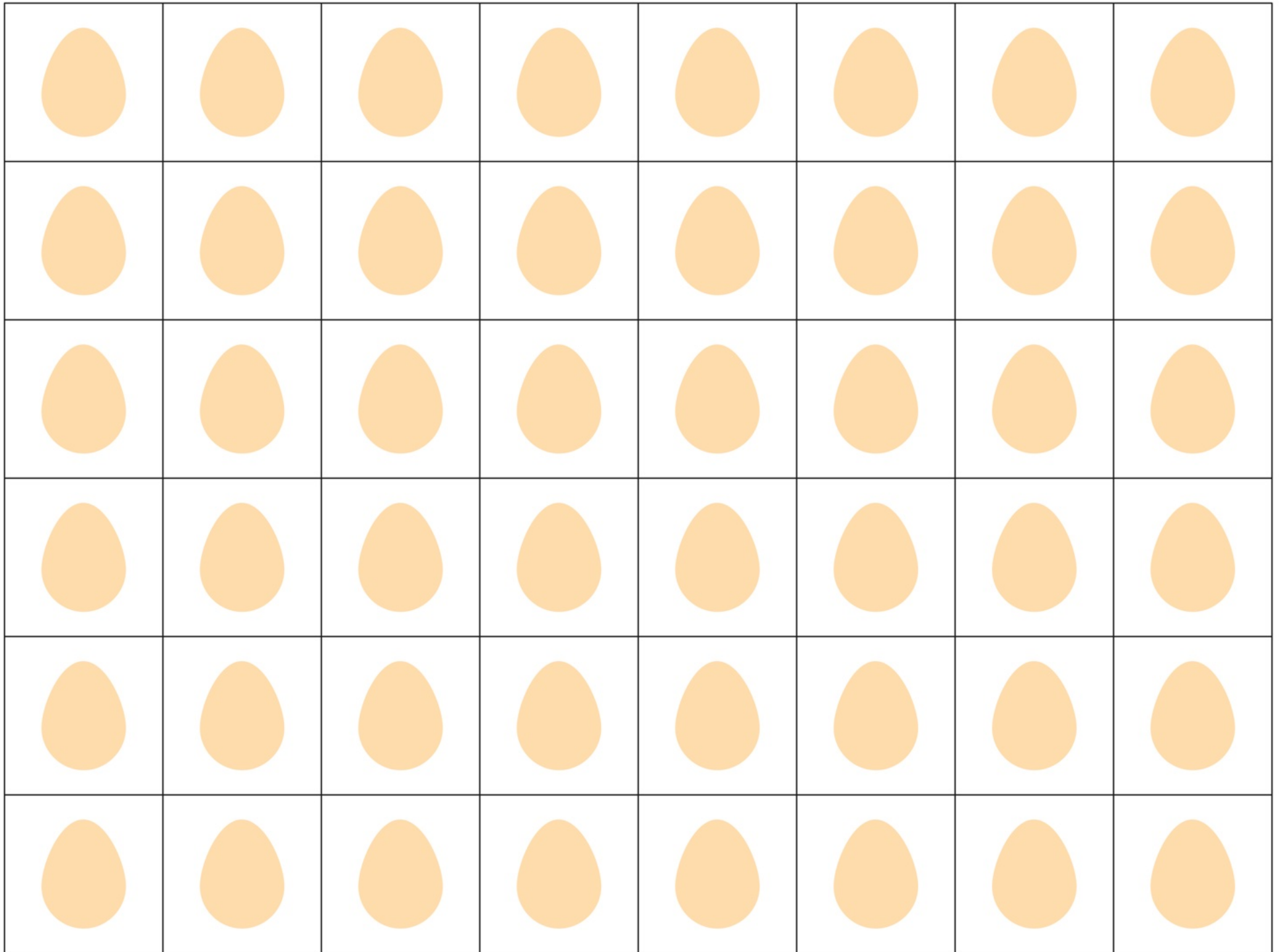


3

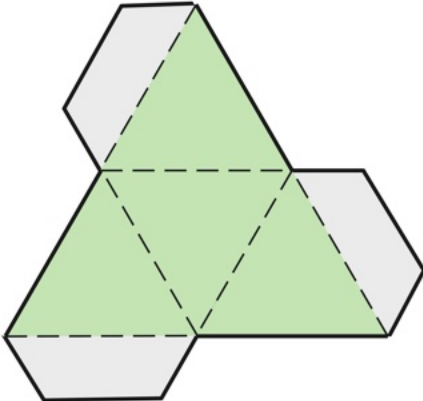
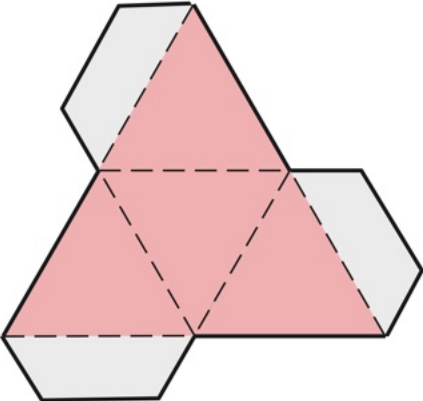
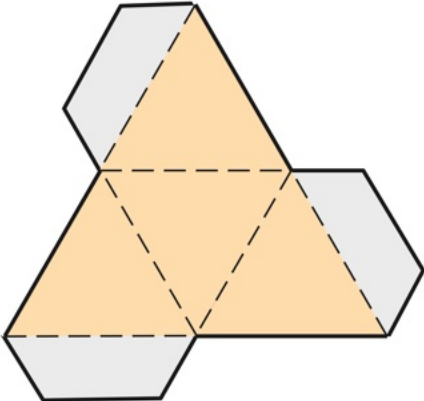
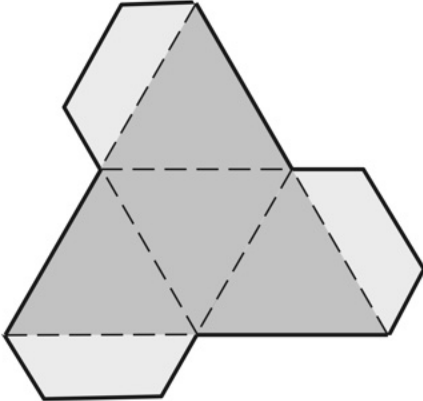
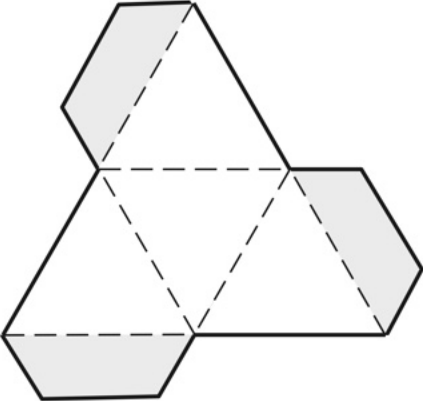
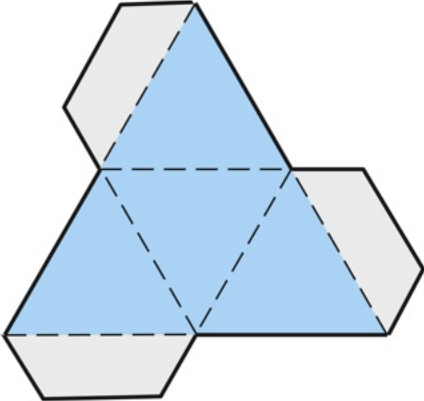
Cut the excess border off



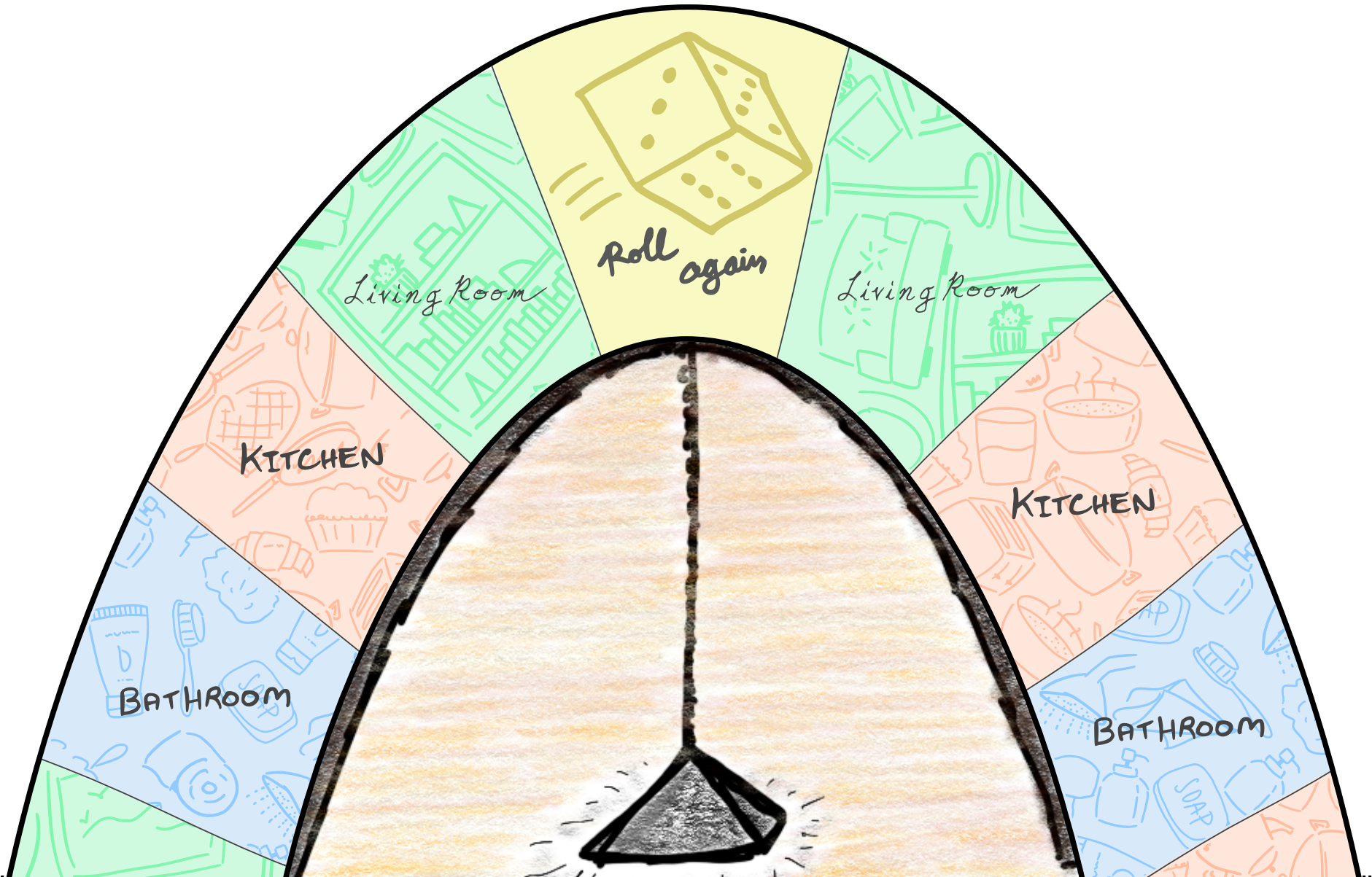
Egg Tokens




Player Tokens



CHICKEN in the KITCHEN





Living Room

KITCHEN

BATHROOM

BATHROOM

KITCHEN

Living Room

BATHROOM

KITCHEN


KITCHEN

Living Room

FRONT HALL



Chicken in the Kitchen by Sourdough Games



Living Room

Living Room

KITCHEN

KITCHEN

BATHROOM

BATHROOM

Living Room

KITCHEN

BATHROOM

BATHROOM

KITCHEN

Living Room

BATHROOM

KITCHEN

KITCHEN

Living Room

FRONT HALL



Start of the Game

At the start of the game, you are greeted by Mama Chicken in the Front Hall. Each Player chooses a player token to use and places the token on the Front Hall space.

Shuffle the playing card deck and each player draws 1 card. During gameplay, if the deck runs out, reshuffle the discard pile.

If you have a red card, you are a chicken.
If you have a black card, you are not a chicken.
The youngest player (or whoever) goes first.

During a turn... Move and Act

During your turn, roll 1 die and move that many spaces clockwise around the board.

If you land in the *Living Room* you may swap places with any other player in any living room.

If you land in the **BATHROOM** and if you are a chicken, you may show your chicken card to collect 1 Egg Token.

If you are in the **KITCHEN** you might be "accused" by another player, see the "Chicken in the Kitchen?" section. On your next turn, when you leave the kitchen and before you roll, you may discard your card and draw a new one.

If you land in the Roll Again spot, you must roll again and move that many spaces.

If you land in or pass the front hall, collect 1 Egg Token. You do not get an Egg Token from passing the Front Hall when swapping places with another player through a Living Room to Living Room jump.

During a turn... Chicken in the Kitchen?


After you have moved and acted, if any player is in a kitchen, you may accuse them of being a chicken. You may only accuse one player per turn.

The accused player must show their card. If the accused player is a chicken, you collect 1 Egg Token and the accused player loses 1 Egg Token. If the accused player is not a chicken, you lose 1 Egg Token. The accused player **must** discard their card and draw a new card.

If any player with no Egg Tokens should lose 1 Egg Token, ignore the effect.

End of the Game

The first to 5 Egg Tokens wins!



Published by Sourdough Games
LLC. © 2024. All rights
reserved.

Chicken in the Kitchen™

Rule Book

by Sourdough Games

Chicken in the Kitchen Rule Page

Start of the Game

At the start of the game, you are greeted by Mama Chicken in the Front Hall. Each Player chooses a player token to use and places the token on the Front Hall space.

Shuffle the playing card deck and each player draws 1 card.
During gameplay, if the deck runs out, reshuffle the discard pile.

If you have a red card, you are a chicken.
If you have a black card, you are not a chicken.

The youngest player (or whoever) goes first.

During a turn ... Move and Act

During your turn, roll 1 die and move that many spaces clockwise around the board.

If you land in the *Living Room* you may swap places with any other player in any living room.

If you land in the **BATHROOM** and if you are a chicken, you may show your chicken card to collect 1 Egg Token.

If you are in the **KITCHEN** you might be "accused" by another player, see the "Chicken in the Kitchen?" section. On your next turn, when you leave the kitchen and before you roll, you may discard your card and draw a new one.

If you land in the Roll Again spot, you must roll again and move that many spaces.

If you land in or pass the front hall, collect 1 Egg Token. You do not get an Egg Token from passing the Front Hall when swapping places with another player through a Living Room to Living Room jump.

During a turn ... Chicken in the Kitchen?

After you have moved and acted, if any player is in a kitchen, you may accuse them of being a chicken. You may only accuse one player per turn.

The accused player must show their card. If the accused player is a chicken, you collect 1 Egg Token and the accused player loses 1 Egg Token. If the accused player is not a chicken, you lose 1 Egg Token. The accused player **must** discard their card and draw a new card.

If any player with no Egg Tokens should lose 1 Egg Token, ignore the effect.

End of the Game

The first to 5 Egg Tokens wins!





• **THANK YOU** •

for playing Chicken in the Kitchen!

WHAT'S NEXT FOR US

updated January 2025

We are working toward a Kickstarter launch for the physical copies of Chicken in the Kitchen. The physical copies will include improved artwork, a custom deck of game cards with chicken and non-chicken artwork, and game tokens.



<https://www.kickstarter.com/projects/sourdoughgames/chicken-in-the-kitchen>

It will take us a while as we are working on two different editions, the cute Mint Tin Edition and a full Standard Edition.



Follow us for behind the scenes videos and updates.
Feel free to tag us or tell us what you think :3

 @SourdoughChicken

 @SourdoughChicken

 @SourdoughGames

Feel free to follow us on our socials for updates :3